



SCOTTISH BORDERS COUNCIL

20mph and Spaces for People

Philippa Gilhooly CILT

Team Leader, Traffic and Road Safety, Scottish Borders Council Roads Department, Assets and Infrastructure

15 June 2021



Welcome to the Scottish Borders

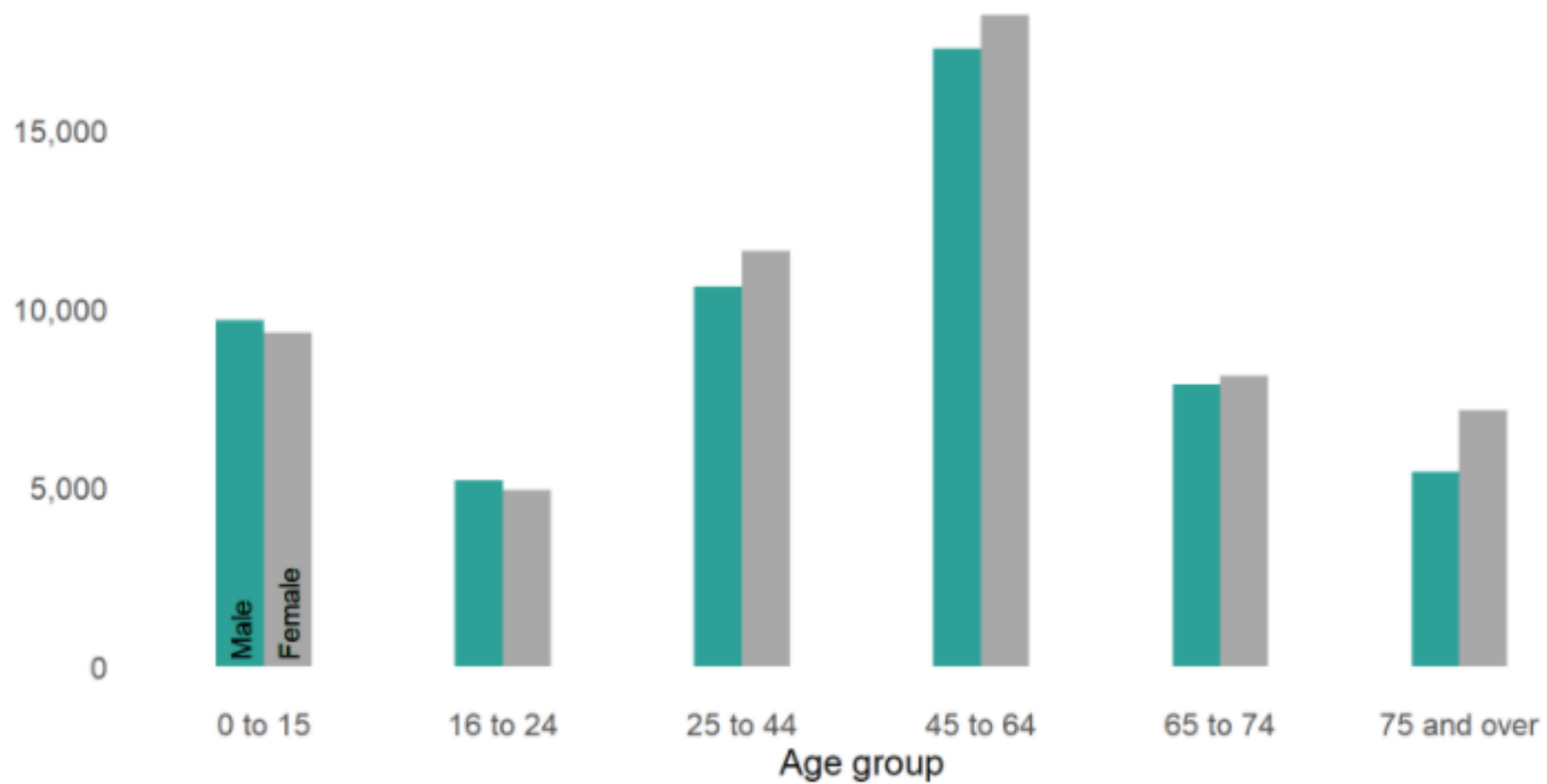
- Population of approx. 115,510
- 3,500kms of road
- Mix of rural and urban
- 97 settlements with 30mph speed limits
- Trunk Roads
- Hawick 13,859, Galashiels 12,622, Peebles 8,577, Kelso 6,843, Selkirk 5,503
- 70 Community Councils

Population

<https://www.nrscotland.gov.uk/files/statistics/council-area-data-sheets/scottish-borders-council-profile.html>



Scottish Borders
Population by age group by sex, 2019





Traffic and Road Safety Team

- Team of 12 professionals who are excellent
- Work with elected Councillors, Residents, Members of the Public, Schools, Community Councils, Area Partnerships, Police Scotland, MPs, MSPs, external contractors, multi agency approach
- Historic complaints about speeding, driver behaviour, AIP, etc
- Olympic Torch, Tour of Britain, Borders Railway Opening, Common Ridings



Working with Edinburgh Napier University TRI

- Conference 2019
- Prof Adrian Davis: Public Health *effects of perceived speeding on communities*
- *Effects on rural communities*
- Illiterate review on effective rural traffic calming: dated and irrelevant
- CREDIBILITY
- Graeme Johnstone (husband) Napier MSc
- Academics Adrian and Grigorious
- Eddleston Study rural traffic calming
- Transport Scotland RS Evaluation Fund
- Incremental interventions



Covid 19, SUSTRANS and S4P

- June 2020 public consultation seeking ideas to encourage active travel (273)
- Supportive management team and elected Councillors
- June 2020 £1.2M bid to Spaces for People to convert all 30mph settlements to 20mph settlements
- 27 August 2020 Report to Council
- Engagement with TRI monitoring and Evaluation
- Procurement and Temporary Traffic Regulation Orders in place
- Traffic survey baseline data 125 sites Tracsis
- 5 October 2020 signing of 97 settlements started
- 18 December 2020 all static signing complete, terminals, patches and repeaters
- January 2021 to May 2021 Variable Message Signs (SIDs)



Inventory and Admin

- 4400no 20mph repeater and terminal signs, 20mph patches
- 16,055no brackets, clamps, banding and clips
- 800no Advanced warning signs and A frames,
- 2000no sandbags
- Line markings
- Variable Message Signs
- Temporary Traffic Regulation Orders
- Maps
- Plans
- Updates
- Contractors and Sub contractors
- Procurement
- Finance
- 125 survey locations 4 times



Partners and Evaluation Group

- Sustrans
- Transport Scotland
- Edinburgh Napier University TRI
- Police Scotland
- BEAR Scotland (trunk roads)
- Wyllie Lodge RS Auditors
- West Lothian, East Lothian and Argyll and Bute Councils
- Tracsis- data collection and analysis
- Coeval – variable message sign suppliers



Challenges and Strengths

- Global Pandemic- staff redeployed on support and recovery
- Timescales, 97 settlements in 11 weeks
- Social Media negative click bait
- Community buy in – **Edinburgh Napier Uni and independent analysis and evaluation**
- Staff development and co-ordination
- Excellent collaborative working with contractors money kept locally
- Community work



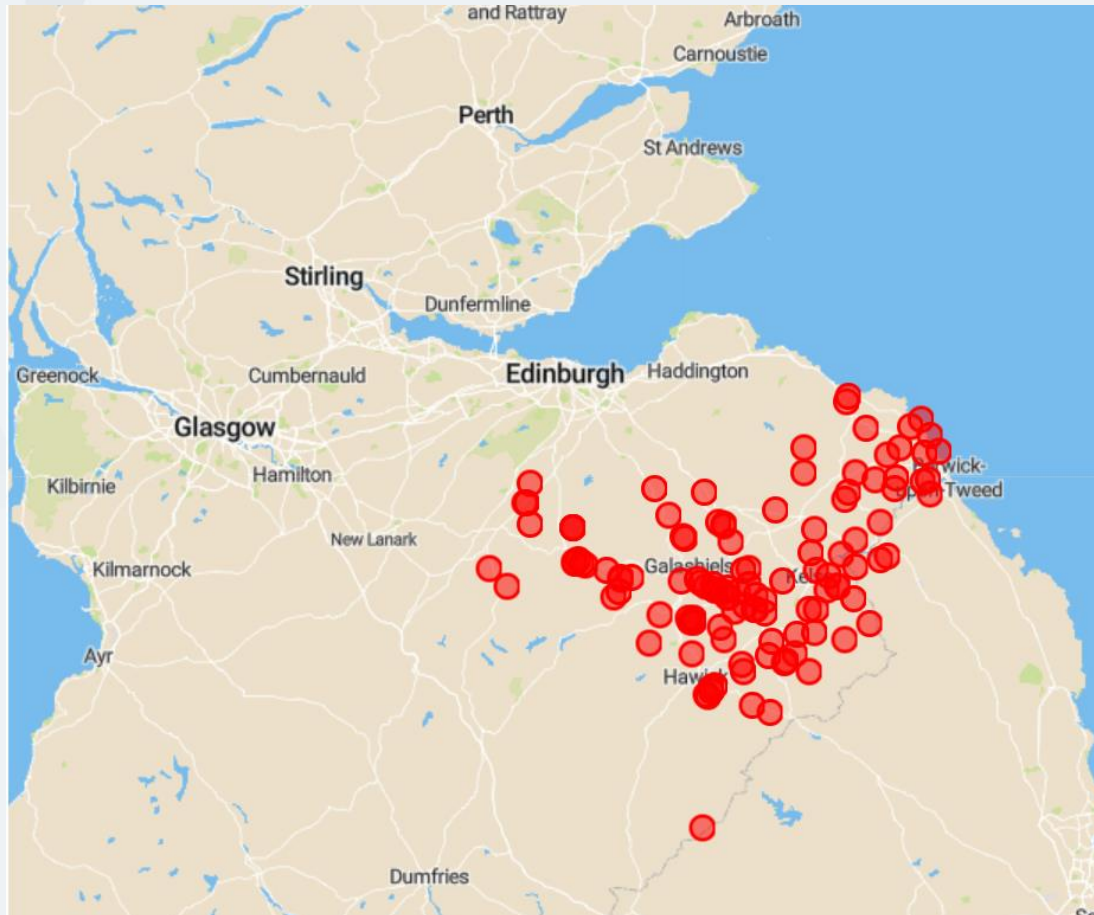
Benefits

- Legacy items from £1.2M within grant terms and conditions
- Electronic variable message signs
- Tracsis Power Bi thingy, public and internal sites
- Tracsis raw data to Napier for analysis
- Massive amount of data



Tracsis Power Bi Thingy

<http://scottishborders.tracsis-tads.com/conduit/borders>





Traffic Speed and Volume Dashboard

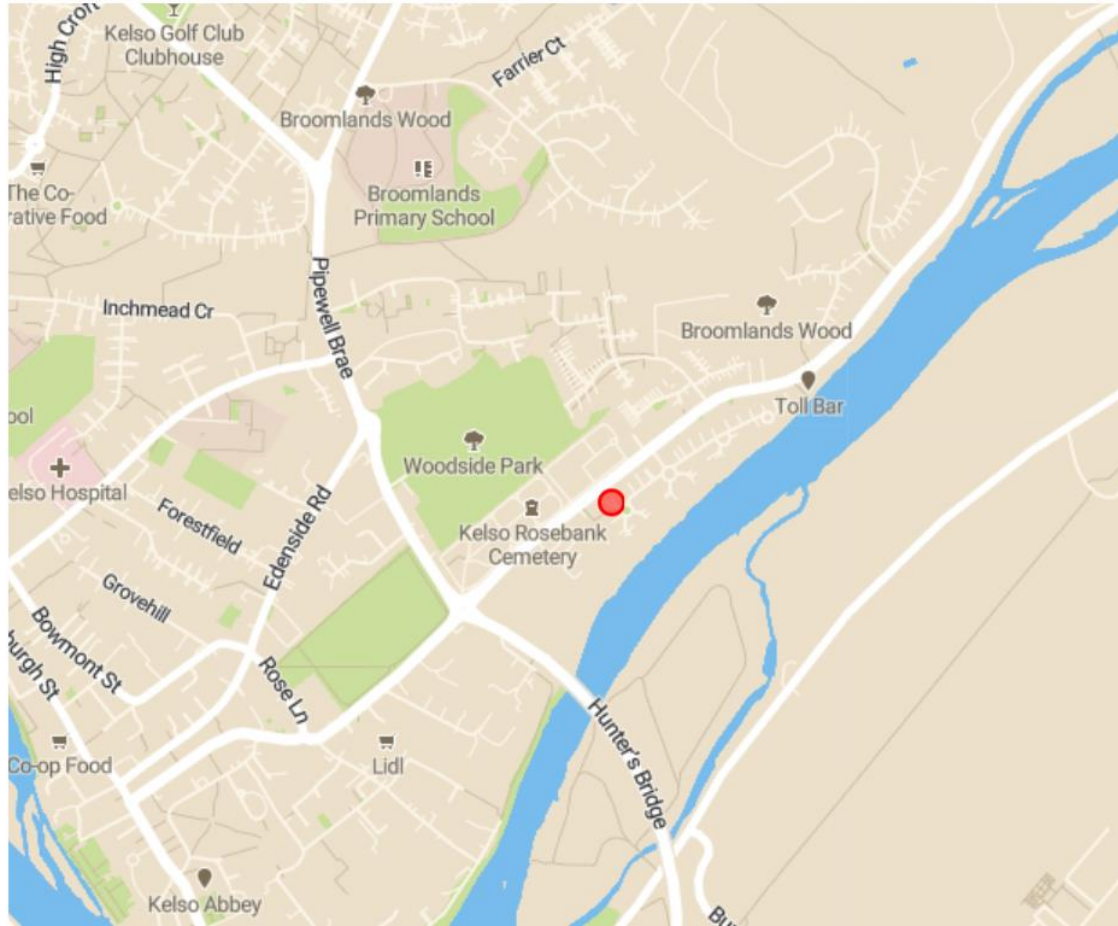


Kelso, A698 Coldstream Road

- Combined
- 5 Day Avg



Primary Direction: Northbound
 Secondary Direction: Southbound



Average Speed (mph)

Time Period	Before	After	Diff	%Diff	
08:00-09:00	30.7	21.9	-8.8	-28.7	↓
15:00-16:00	29.6	21.6	-8.0	-27.0	↓
06:00-22:00	29.9	22.0	-7.9	-26.4	↓
06:00-24:00	29.9	22.0	-7.9	-26.4	↓
07:00-19:00	29.8	21.8	-8.0	-26.8	↓
All Day	30.0	22.1	-7.9	-26.3	↓

Speed difference between Before and After surveys (mph)



85th %ile Speed (mph)



Next steps

- Public Consultation 8,031 responses to date, with mixed feedback
- Traffic survey 4 in June
- Trunk road survey in September
- Evaluation report from Napier
- Recommendations to Council October 2021
- Legal TRO process for any 20mph schemes to remain
- TTRO ends May 2022
- Ongoing monitoring and evaluation longer term
- *Extend contract to consider the effect of trigger/activation thresholds of VMS on traffic speeds*