

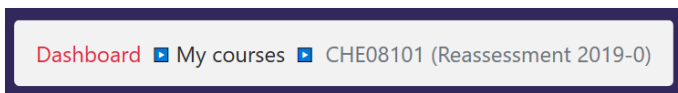
Checking Moodle Exams

Login to <https://exams.napier.ac.uk/course/index.php>

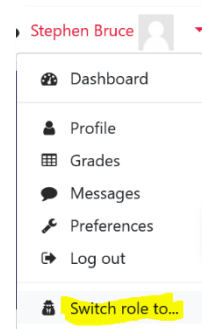
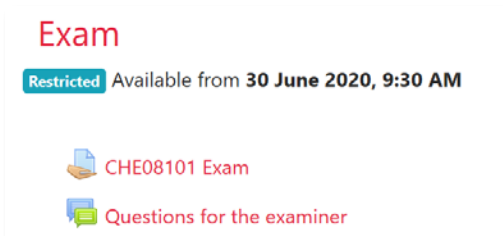
Search for the module code or title and follow the linked title in the results. This will take you to a Moodle course that has the exam and a questions forum.



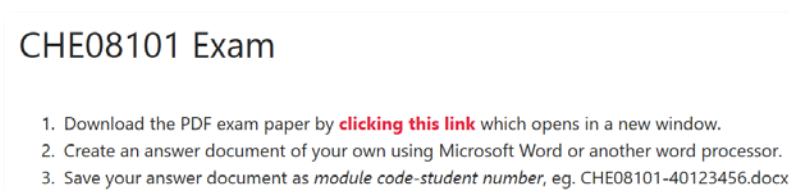
If the module code is greyed out in the navigation breadcrumb, then the Moodle course is completely hidden from students and will not appear in their Dashboard. This may be because the exam is no longer running. All courses are hidden when first created and unhidden when ready.



Check the **available from** date and time is correct. The exam and the questions forum are hidden until this date. You can double check by switching your role to Student (then switch back to usual role to check the rest of the exam).



Click the exam link and check that the correct paper opens in a new browser window



Check that the **due date** further down the page is correct.

