


Feedly: web-based RSS feed reader

Feedly is one example of a web-based RSS feed reader. Since it's web based, you will be able to access your feeds on any device.

The following instructions on adding RSS feeds to Feedly has been tested in Google Chrome where no RSS feeder has been added.

Create a Feedly account at: <https://feedly.com/>



The screenshot shows a Google Chrome browser window with the title "Sign in | feedly - Google Chrome". The address bar contains the URL "https://feedly.com/v3/auth/auth?client_id=feedly&redirect_uri=|". The page content features the Feedly logo, an illustration of a laptop, tablet, and smartphone displaying various social media icons, and the text "Create an account and access your feedly everywhere." Below this are three large buttons: "Continue with Google" (blue), "Continue with feedly" (green), and "Continue with Facebook" (dark blue). Underneath these buttons is the word "or" and four smaller, light gray buttons representing other social media platforms: Twitter, Windows, and two others.

Adding RSS feeds

This is not exhaustive. The 3 types of examples I came across are shown below:

- Wiley and JournalTOCs search alerts: Where you pick up the RSS feed URL from the browser bar.
- ScienceDirect: Where the site offers you the URL to copy.
- JournalTOCs journal title alerts: Where you export and save the RSS data to your laptop/pc and then import from Feedly.

Wiley example: Pick up the RSS feed URL from the browser bar.

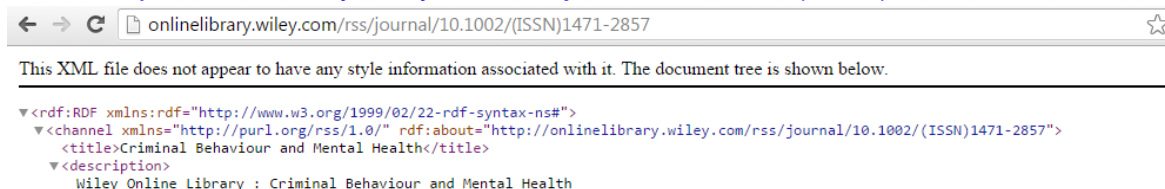
1. Go to journal of choice. Get RSS feed.



The screenshot shows the Wiley Online Library interface for the journal 'Criminal Behaviour and Mental Health'. In the left-hand 'JOURNAL TOOLS' menu, the 'Get RSS feed' option is highlighted with a red box. The main content area displays the journal title, editor information, and impact factor.

2. Copy URL in browser bar:

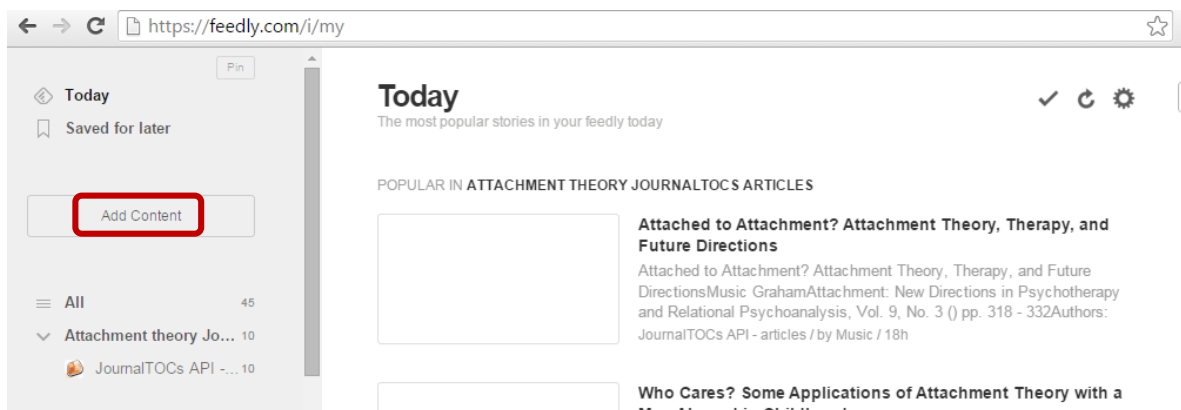
[http://onlinelibrary.wiley.com/rss/journal/10.1002/\(ISSN\)1471-2857](http://onlinelibrary.wiley.com/rss/journal/10.1002/(ISSN)1471-2857)



The screenshot shows a browser address bar with the URL [http://onlinelibrary.wiley.com/rss/journal/10.1002/\(ISSN\)1471-2857](http://onlinelibrary.wiley.com/rss/journal/10.1002/(ISSN)1471-2857). Below the address bar, the text reads: 'This XML file does not appear to have any style information associated with it. The document tree is shown below.' The XML content is displayed as follows:

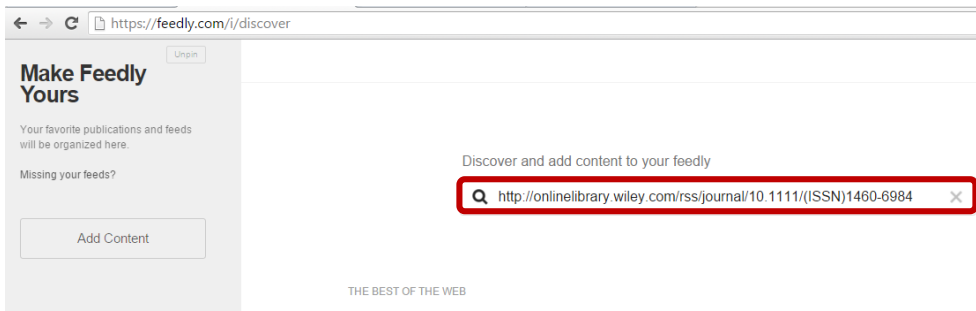
```
<?xml version="1.0" encoding="UTF-8" ?>
<rdf:RDF xmlns:rdf="http://www.w3.org/1999/02/22-rdf-syntax-ns#"
  <channel xmlns="http://purl.org/rss/1.0/" rdf:about="http://onlinelibrary.wiley.com/rss/journal/10.1002/(ISSN)1471-2857">
    <title>Criminal Behaviour and Mental Health</title>
    <description>
      Wiley Online Library : Criminal Behaviour and Mental Health
    </description>
  </channel>
</rdf:RDF>
```

3. Go to Feedly <https://feedly.com/> . Click Add Content.



The screenshot shows the Feedly website interface. In the left-hand sidebar, the 'Add Content' button is highlighted with a red box. The main content area displays 'Today' stories, including an article titled 'Attached to Attachment? Attachment Theory, Therapy, and Future Directions'.

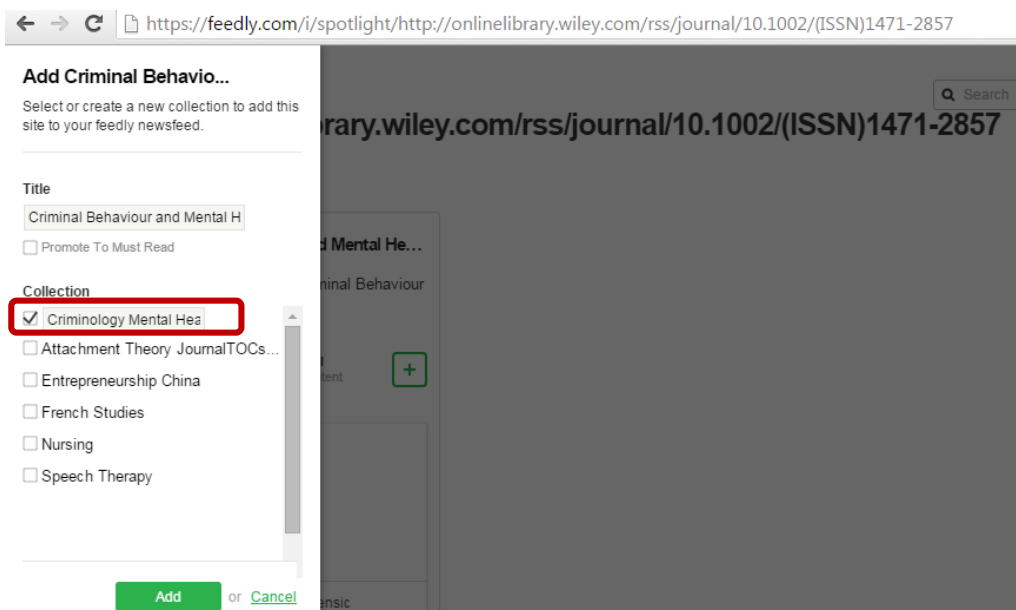
4. Paste URL you copied in 2 above in box. Hit return/enter.



5. Add.



6. Name Collection to organise your feeds.

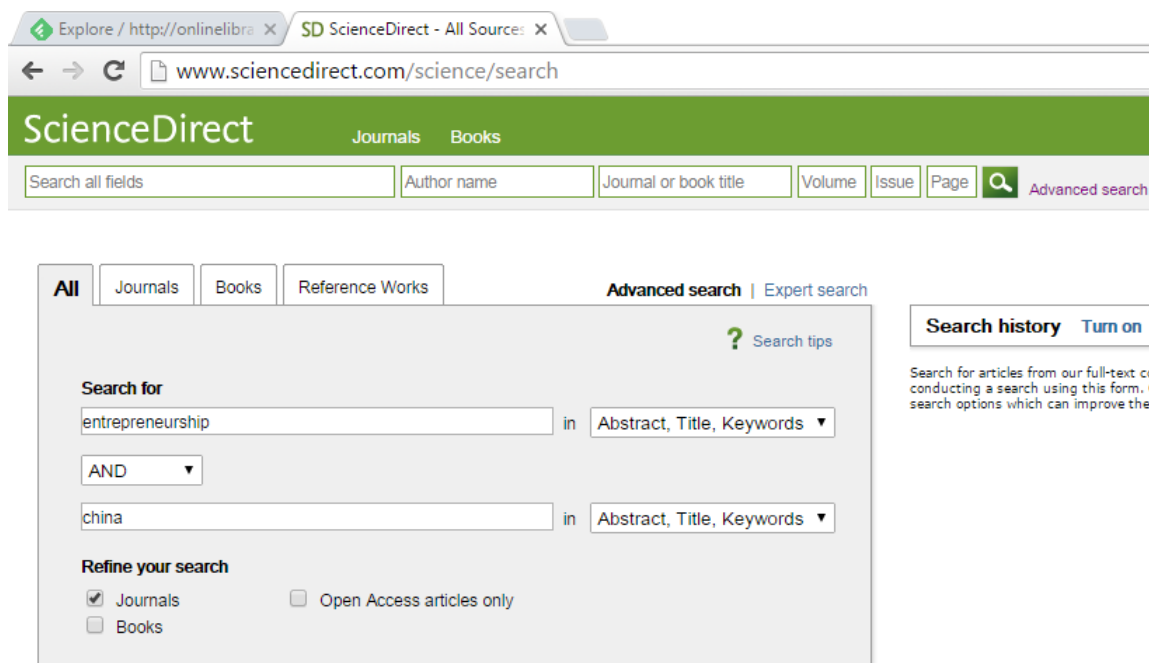


7. Feed appears in your list.

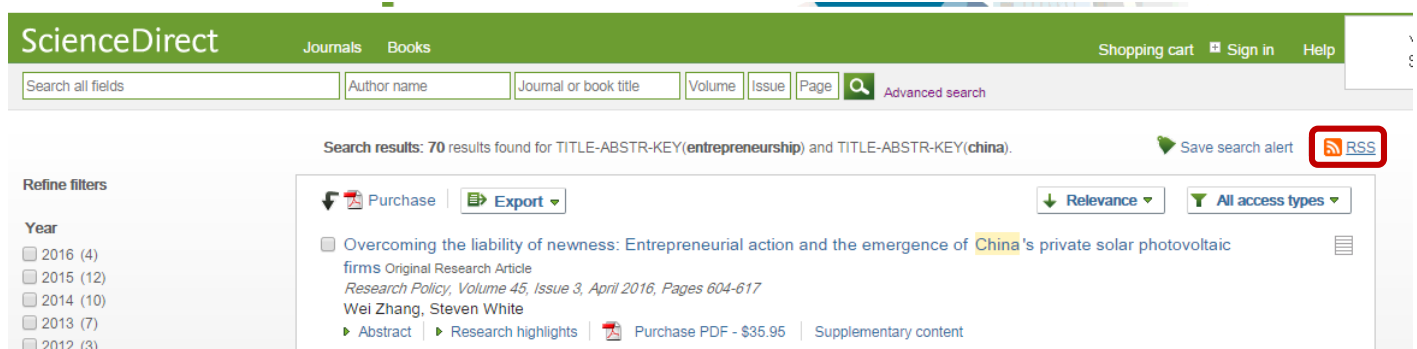


ScienceDirect RSS search alert example: Where the site offers you the URL to copy.

1. Perform search



2. Click RSS icon.



3. Click continue.

ScienceDirect Search RSS Feed

Search Feed Name: ScienceDirect Search: entrepreneurship AND china

ScienceDirect RSS feeds allow you to see when new articles or search results are available on ScienceDirect. To use RSS feeds you will need an RSS reader.

Please note that by using ScienceDirect® RSS feeds, you agree to our [Terms and Conditions](#)

[Learn more about RSS readers and ScienceDirect RSS feeds](#)

Subscribe to your search RSS feed in 2 steps:

Name RSS feed: ScienceDirect Search: entrepreneurship AND china

e.g., "heart attack, Smith"

Copyright © 2014 Elsevier B.V. All rights reserved. ScienceDirect® is a registered trademark of Elsevier B.V.

4. Right click the URL and Copy link address: e.g.:

<http://rss.sciencedirect.com/getMessage?registrationId=BDECBEEDIFELDDEGDDFI BGEICEEDDKHJHHEKFEHGDW>

Search Feed Name: ScienceDirect Search: entrepreneurship AND china

Use the URL below to subscribe to this feed in your RSS reader.

<http://rss.sciencedirect.com/getMessage?registrationId=BDECBEEDIFELDDEGDDFI BGEICEEDDKHJHHEKFEHGDW>

If you already use one of these readers, one click

netvibes

- Open link in new tab
- Open link in new window
- Open link in incognito window
- Save link as...
- Copy link address**
- Inspect Ctrl+Shift+I

Select HTML feed for your reader. You need to copy the URL above.

ScienceDirect RSS feeds allow you to see when new articles or search results are available on ScienceDirect. To use RSS feeds you will need an RSS reader.

5. Click Add Content.

https://feedly.com/i/discover

Unpin

Make Feedly Yours

Your favorite publications and feeds will be organized here.

Missing your feeds?

6. Paste URL into box. Enter/return.

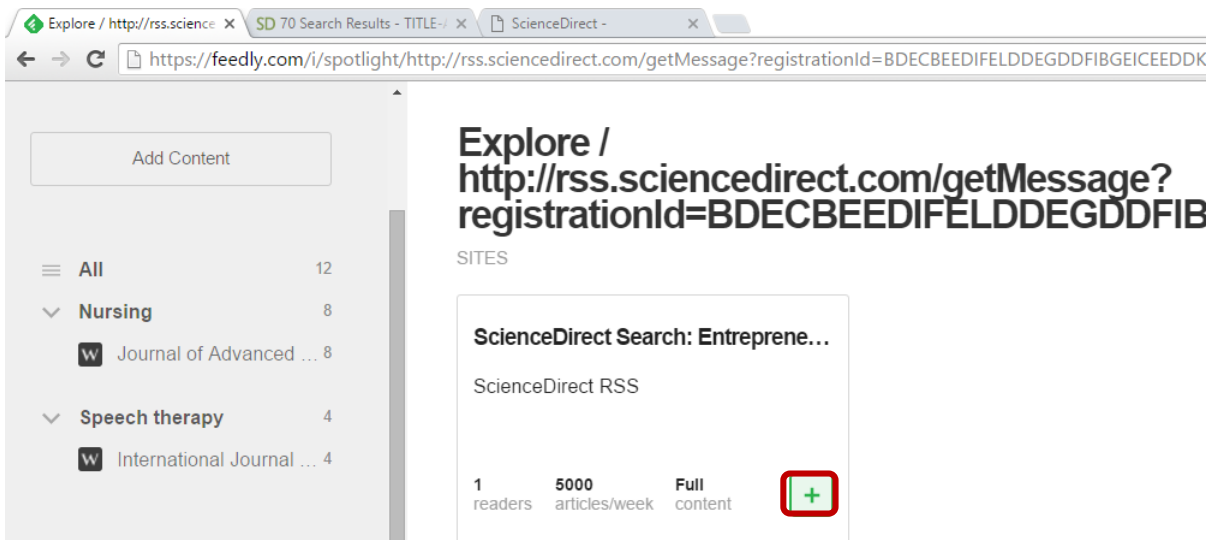
https://feedly.com/i/discover

Add Content

- All 12
- ▼ Nursing 8
 - Journal of Advanced ... 8
- ▼ Speech therapy 4
 - International Journal ... 4

Discover and add content to your feedly

7. Add to Feedly and name collection (as in Wiley example 6 above).

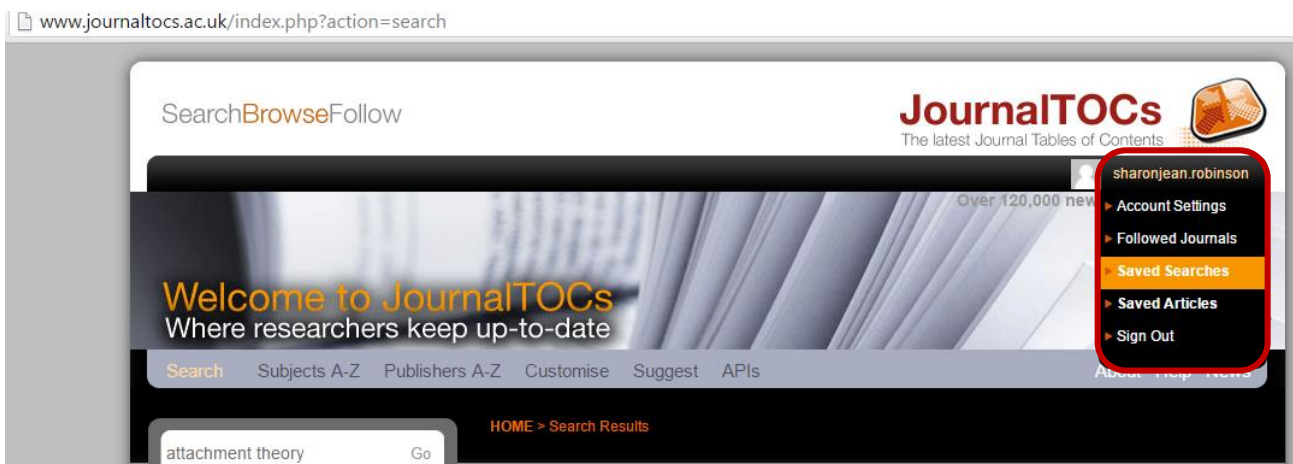


JournalTOCs search example: Pick up the RSS feed URL from the browser bar

1. Go to <http://www.journaltoCs.ac.uk/>
2. Sign in or register for an account.
3. Perform a search, ticking for **Articles by Keywords**.



4. Select **Saved Searches** from the dropdown list.

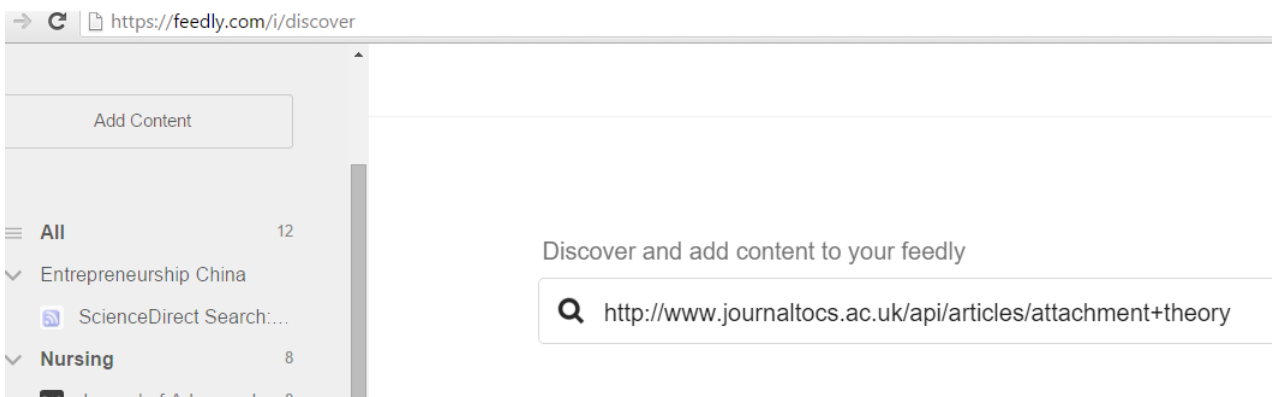


5. Save search.

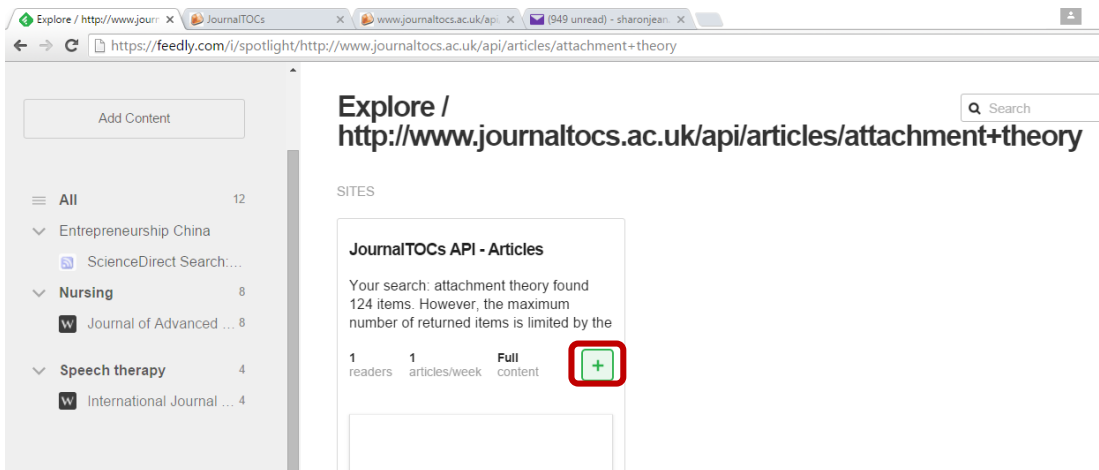


6. Copy URL from browser bar -

<http://www.journaltoocs.ac.uk/api/articles/attachment+theory> - and paste into box. Hit enter/return.

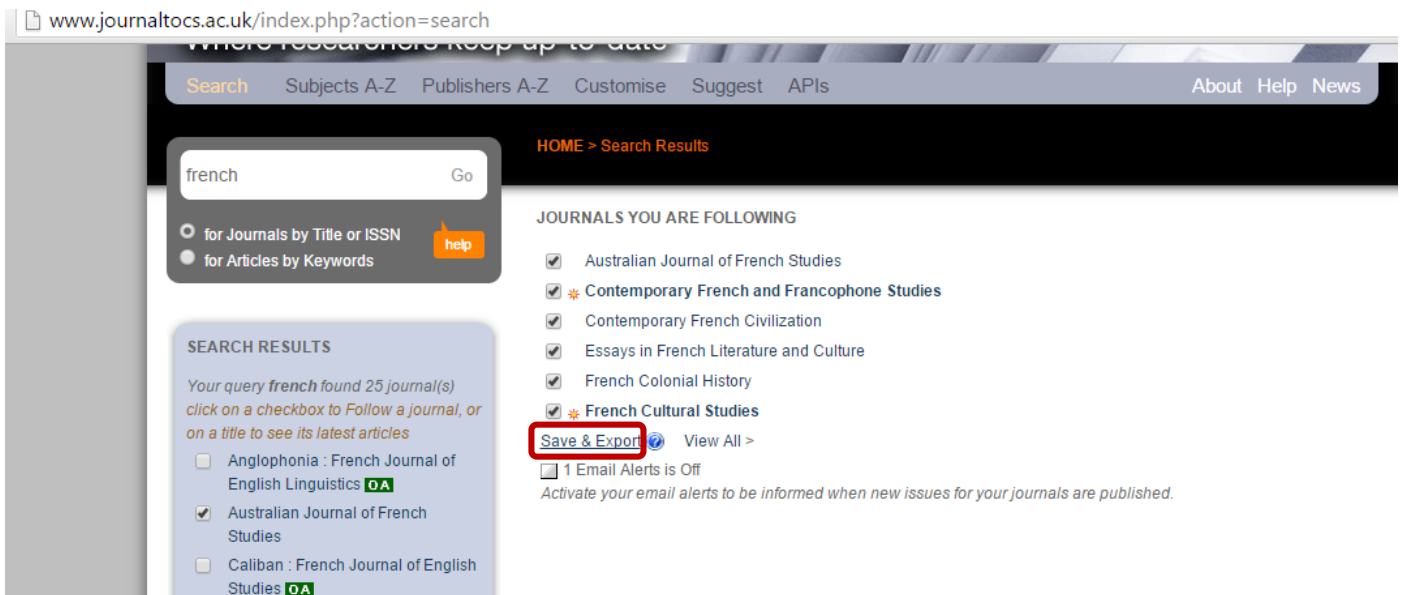


7. Add to Feedly.



JournalTOCs – multiple journals RSS example: Where you export and save the RSS data to your laptop/pc and then import from Feedly.

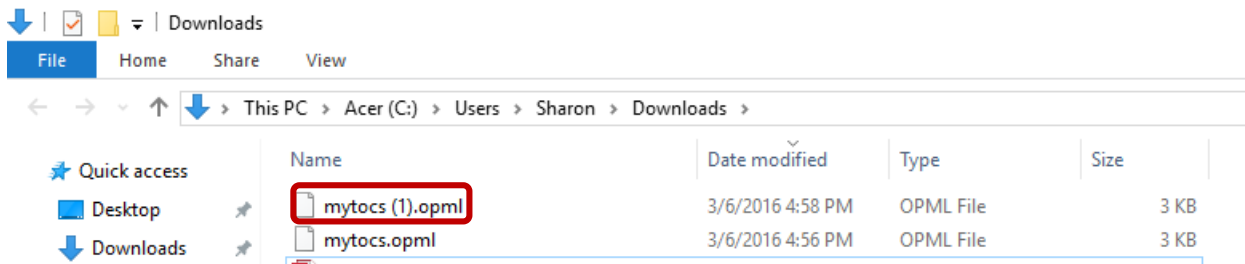
1. Perform title search.
2. **Save & Export.**



3. The file downloads to the bottom left of the page. Right click > show in folder



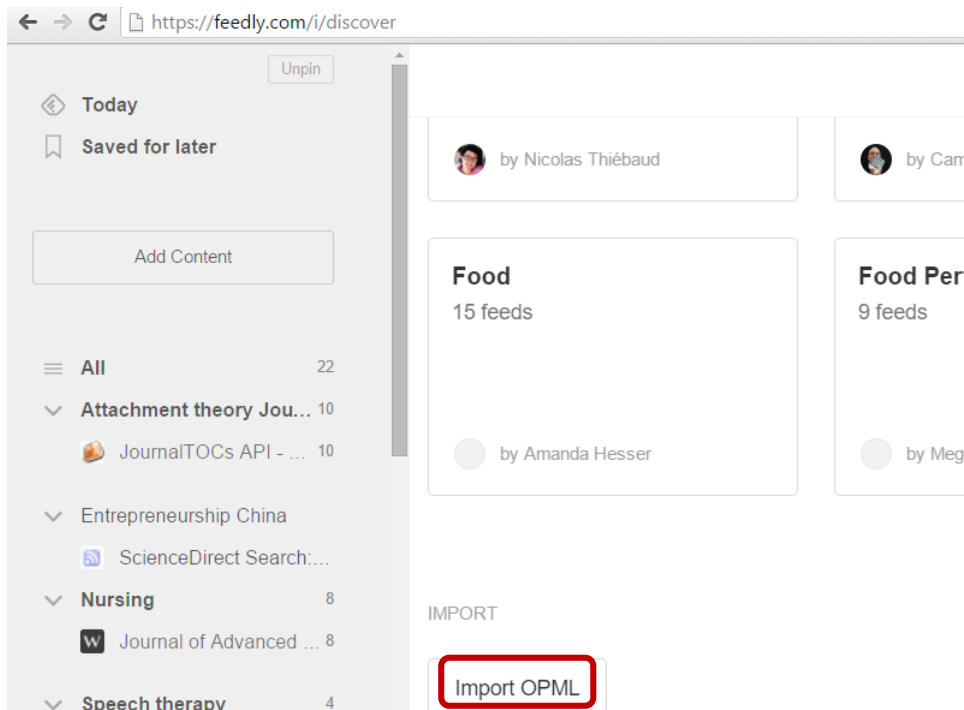
4. Rename, e.g. in my case French Studies_mytocs.opmls



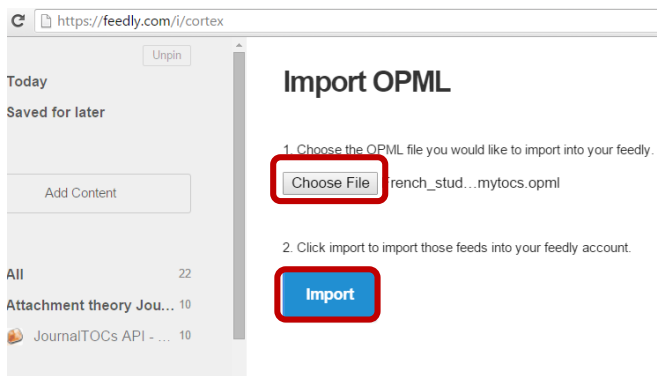
5. To add to Feedly. Click Add content.



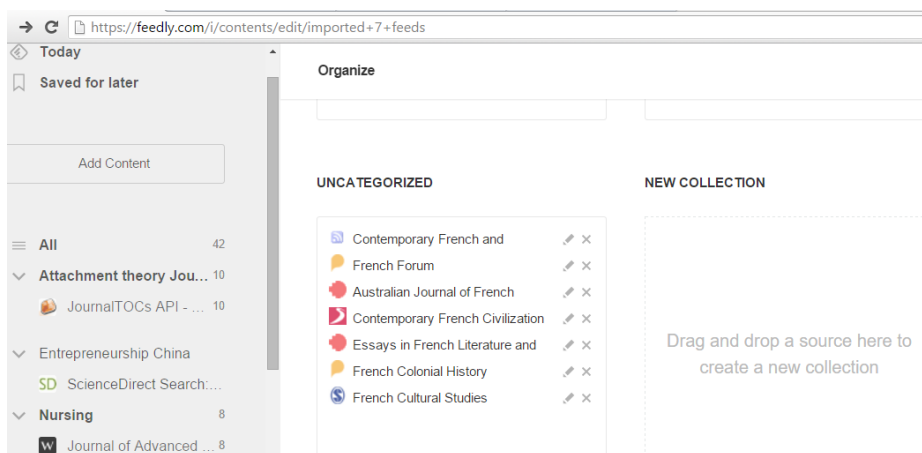
6. Scroll to bottom of page > Import OPML.



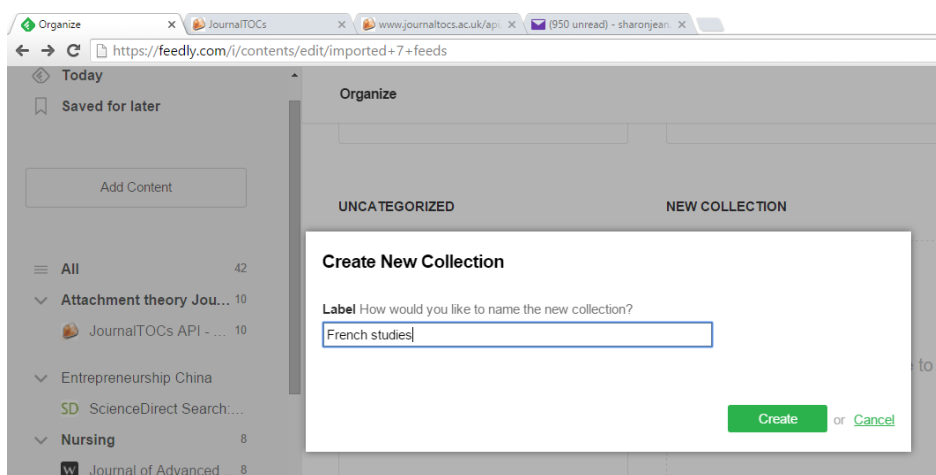
7. Upload file.



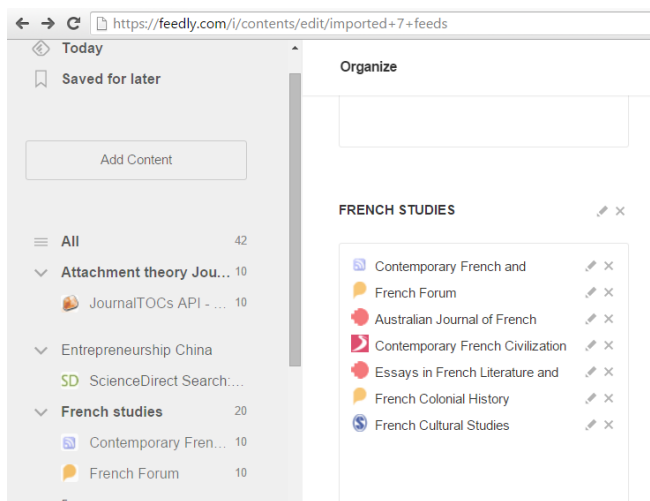
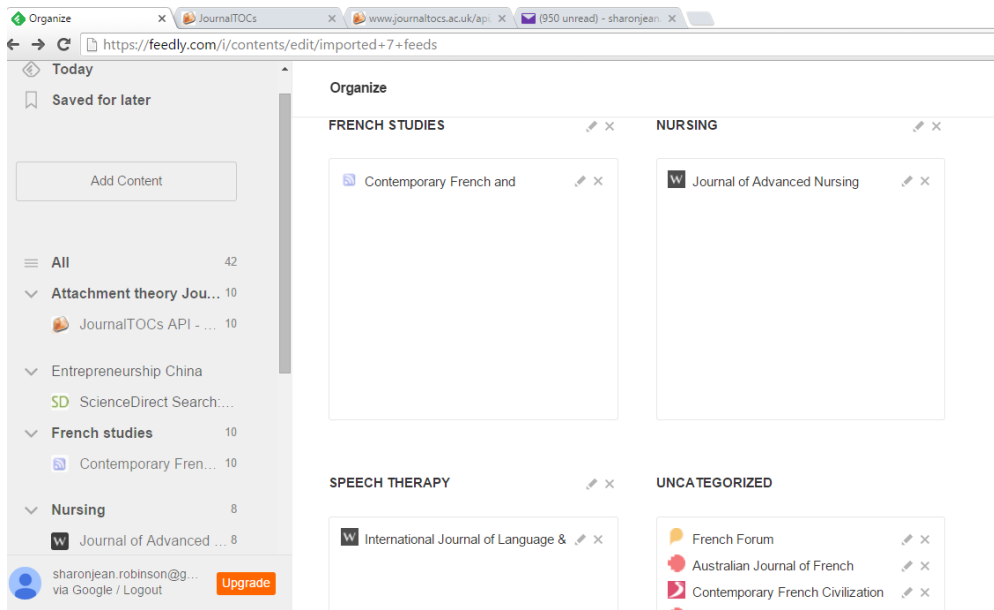
8. Drag a journal title into the new collection box.



9. You will then be prompted to Create New Collection.



10. Drag and drop the remaining journal titles into the collection.



Questions, comments, suggestions

Please feel free to contact me: s.robinson@napier.ac.uk